

MORE FROM WOOD.



Decorative Collection *2017 – 2019*

*UK & Ireland - Furniture Manufacturing
Availability Guide*

EGGER Decorative Collection 2017 - 2019

In this guide you will find the details and availability for each decor, as well as detailed product information.

Content

06 - 15 Availability Guide: MFC & Matching Materials

16 - 19 PerfectSense Lacquered Boards availability

20 - 21 Edging availability and services

22 - 23 Eurolight Lightweight Boards information

24 - 25 Laminate information

26 - 27 Worktops information

28 - 33 Decor overview

34 RAL, Pantone and NCS matches

35 Services

ALWAYS A SOLUTION.

Matching product portfolio

Not only does the new collection contain a huge array of fantastic new decors and textures. Decors which can help you stand out. They are also available on various substrates and matching products.

This provides you with a coordinated resource, available quickly and easily via our network of national distributors.

www.egger.com/wheretobuy



Eurodekor Melamine Faced Chipboard



Eurodekor Melamine Faced MDF



PerfectSense Lacquered Board



Edging



Laminate



Eurolight Lightweight Board



Worktops



Availability Guide

MFC and matching materials

Eurodekor Melamine Faced Board (MFC)

2800 x 2070 mm sheet size

Standard: 18 mm thickness

Other thicknesses: 8, 12, 15, 16, 22, 25, 28, 30, 38 mm

MR MFC: Moisture resistant board 15, 16 & 18 mm thickness



PerfectSense Lacquered Board (→ page 16-19)

2800 x 2070 x 19 mm sheet size

MDF

We offer Melamine faced MDF in both standard grade and MB (Membrane) grade.

MB is supplied with a decorative finish to one side only.

View	Decor code	Texture	Decor name	 MFC	
<p>● In stock</p> <p>○ Available with a delivery time</p> <p>* When 2 textures are indicated it denotes the texture on the top and bottom of the board</p>				18 mm thickness	Perfect Sense Lacquered Boards
				Other thicknesses	
				MR MFC	

White Colours

	GFE	SM	Painting Grade	●	○	○	
	GFE	ST27	Painting Grade	●	○	○	
	W980	SM	Platinum White	●	○	○	
	W980	ST2	Platinum White	●	○	○	
	W980	ST27	Platinum White	●	○	○	
	W1000	ST9	Premium White	●	○	○	
	W1000	ST30	Premium White	●			
	W1000	ST38	Premium White	●	○	○	
	W1000	HG	Premium White				
	W1000	PG/ST2*	Premium White				●
	W1000	PM/ST2*	Premium White				●
	W1100	ST9	Alpine White	●	○	○	
	W1100	ST30	Alpine White	●			
	W1100	HG	Alpine White				
	W1100	PG/ST2*	Alpine White				●
	W1100	PM/ST2*	Alpine White				●
	W1200	ST9	Porcelain White	●	○	○	
	W1200	ST27	Porcelain White	●	○	○	
	W1300	ST9	Glacier White	●	○	○	
	U104	ST9	Alabaster White	●	○	○	
	U104	ST27	Alabaster White	●	○	○	
	U104	ST30	Alabaster White	●			
	U104	HG	Alabaster White				
	U104	PG/ST2*	Alabaster White				●
	U104	PM/ST2*	Alabaster White				●

Uni Colours

	U100	ST9	Mussel	●	○	○	
	U100	ST27	Mussel	●	○	○	
	U108	ST9	Vanilla Yellow	●	○	○	
	U156	ST9	Sand Beige	●	○	○	
	U201	ST9	Pebble Grey	●	○	○	
	U201	ST27	Pebble Grey	●	○	○	
	U215	ST9	Magnolia	●	○	○	
	U222	ST9	Crema Beige	●	○	○	
	U222	ST30	Crema Beige	●			
	U222	HG	Crema Beige				
	U222	PG/ST2*	Crema Beige				●
	U222	PM/ST2*	Crema Beige				●

Edging (→ page 20-21)

As well as the edging dimensions shown we can also cut the specific width you require.

We also have 'Accent edging' now available.

Laminate (→ page 24-25)

Standard size: 3050 x 1310 x 0.8 mm





XL format: 2790 x 2060 x 0.8 mm

Coloured Core: 2800 x 1310 x 0.8 mm

Eurolight Lightweight Panels (→ page 22-23)

2800 x 2070 mm sheet size

Thickness: 38, 50 mm

 MDF	 Edging	 Laminare	
2800 x 2070 x 15 mm			
2800 x 2070 x 18, 25 mm			
2650 x 2070 x 18 mm			
2800 x 2070 x 18 mm			
2650 x 2070 x 18 mm			
22 x 0.4 mm (300lm)			
22 x 0.8 mm (150lm)			
23 x 0.8 mm (75lm)			
23 x 1.0 mm (75lm)			
23 x 2.0 mm (75lm)			
43 x 2.0 mm (25lm)			
54 x 2.0 mm (25lm)			
PMMA - 23 x 1.3 mm (75lm)			
Standard			
Door Size 2150 x 950 mm			
Door Size 2150 x 1020 mm			
XL Laminare			
Coloured Core			
Eurolight			

[illegible]

o	o	o	o	o								
o	o		o				.	.								
o	o	o	o	o	.		.	.	o			.				
o	o	o	o	o	.		.	.	o			.	.	o		o
o	o	o	o	o	.		.	.	o			.	.	o		o
o	o		o				.	.								
o	o	o	o	o			.	.								
o	o	o	o	o	.		.	.	o			.	.	o		o
	o		o				.	.								
								.				.				
								.	o			.				

Availability Guide

MFC and matching materials

Eurodekor Melamine Faced Board (MFC)

2800 x 2070 mm sheet size

Standard: 18 mm thickness

Other thicknesses: 8, 12, 15, 16, 22, 25, 28, 30, 38 mm



MR MFC: Moisture resistant board 15, 16 & 18 mm thickness

PerfectSense Lacquered Board (→ page 16-19)

2800 x 2070 x 19 mm sheet size

MDF

We offer Melamine faced MDF in both standard grade and MB (Membrane) grade.
MB is supplied with a decorative finish to one side only.

View	Decor code	Texture	Decor name	 MFC	
<p>● In stock</p> <p>○ Available with a delivery time</p> <p>* When 2 textures are indicated it denotes the texture on the top and bottom of the board</p>				18 mm thickness	PerfectSense Lacquered Boards
	U323	ST30	Chilli Red	●	
	U323	HG	Chilli Red		
	U323	PG/ST2*	Chilli Red		●
	U507	ST9	Smoke Blue	●	○
	U540	ST9	Denim Blue	●	○
	U599	ST9	Indigo Blue	●	○
	U636	ST9	Fjord Green	●	○
	U636	ST27	Fjord Green	●	○
	U702	ST9	Cashmere Grey	●	○
	U702	ST27	Cashmere Grey	●	○
	U702	ST30	Cashmere Grey	●	
	U702	HG	Cashmere Grey		
	U702	PG/ST2*	Cashmere Grey		●
	U702	PM/ST2*	Cashmere Grey		●
	U708	ST9	Light Grey	●	○
	U708	ST27	Light Grey	●	○
	U708	ST30	Light Grey	●	
	U708	HG	Light Grey		
	U708	PG/ST2*	Light Grey		●
	U708	PM/ST2*	Light Grey		●
	U717	ST9	Dakar Grey	●	○
	U717	ST27	Dakar Grey	●	○
	U727	ST9	Stone Grey	●	○
	U727	ST27	Stone Grey	●	○
	U727	ST30	Stone Grey	●	
	U727	HG	Stone Grey		
	U727	PG/ST2*	Stone Grey		●
	U727	PM/ST2*	Stone Grey		●
	U732	ST9	Dust Grey	●	○
	U732	ST30	Dust Grey	●	
	U732	HG	Dust Grey		
	U732	PG/ST2*	Dust Grey		●
	U732	PM/ST2*	Dust Grey		●
	U741	ST9	Lava Grey	●	○
	U763	ST9	Pearl Grey	●	○
	U763	ST30	Pearl Grey	●	
	U763	HG	Pearl Grey		
	U763	PG/ST2*	Pearl Grey		●
	U765	ST9	Silver Grey	●	○
	U775	ST9	White Grey	●	○

Edging (→ page 20-21)

As well as the edging dimensions shown we can also cut the specific width you require.
We also have 'Accent edging' now available.

Laminate (→ page 24-25)

Standard size: 3050 x 1310 x 0.8 mm






XL format: 2790 x 2060 x 0.8 mm

Coloured Core: 2800 x 1310 x 0.8 mm

Eurolight Lightweight Panels (→ page 22-23)

2800 x 2070 mm sheet size

Thickness: 38, 50 mm

<div>MDF</div>				<div>Edging</div>								<div></div>	<div>Laminate</div>				<div></div>	
2800 x 2070 x 15 mm	2800 x 2070 x 18, 25 mm	2650 x 2070 x 18 mm	2800 x 2070 x 18 mm	2650 x 2070 x 18 mm	22 x 0.4 mm (300lm)	22 x 0.8 mm (150lm)	23 x 0.8 mm (75lm)	23 x 1.0 mm (75lm)	23 x 2.0 mm (75lm)	43 x 2.0 mm (25lm)	54 x 2.0 mm (25lm)	PMMA - 23 x 1.3 mm (75lm)	Standard	Door Size 2150 x 950 mm	Door Size 2150 x 1020 mm	XL Laminate	Coloured Core	Eurolight
	○		○				●		●									
								●				●	●					
○	○	○	○	○			●		●	○			●					
○	○	○	○	○			●		●	○			●					
○	○	○	○	○			●		●	○			●					
○	○		○	○			●		●				●	●				
○	○		○		●	●	●		●					●				○
	○		○				●		●									
								●				●	●					
○	○	○	○	○	●	●	●		●	○			●	●	○			○
○	○		○				●		●					●				
	○		○				●		●									
								●				●	●					
○	○	○	○	○	●		●		●	○			●	●				○
○	○		○				●		●									
								●				●		●				
○	○	○	○	○	●	●	●		●	○			●	●	○			○
○	○	○	○	○			●		●				●	●	○			○
	○		○				●		●									
								●				●	●					
○	○	○	○	○	●		●		●	○			●	●	○			○
○	○		○				●		●									
								●				●	●					
○	○	○	○	○			●		●									
○	○	○	○	○	●	●	●		●	○			●	●	○			○
○	○	○	○	○			●		●				●	●	○			○
								●				●	●					
○	○	○	○	○			●		●									
○	○	○	○	○	●	●	●		●	○			●	●	○			○
○	○	○	○	○			●		●				●	●	○			○

Availability Guide

MFC and matching materials

Eurodekor Melamine Faced Board (MFC)

2800 x 2070 mm sheet size

Standard: 18 mm thickness

Other thicknesses: 8, 12, 15, 16, 22, 25, 28, 30, 38 mm


















MR MFC: Moisture resistant board 15, 16 & 18 mm thickness

PerfectSense Lacquered Board (→ page 16-19)

























2800 x 2070 x 19 mm sheet size

MDF

We offer Melamine faced MDF in both standard grade and MB (Membrane) grade. MB is supplied with a decorative finish to one side only.

View	Decor code	Texture	Decor name		
<p>● In stock</p> <p>○ Available with a delivery time</p> <p>* When 2 textures are indicated it denotes the texture on the top and bottom of the board</p>				18 mm thickness	Other thicknesses
				MR MFC	PerfectSense Lacquered Boards
	U795	ST9	Brown Grey	●	○
	U899	ST9	Cosmos Grey	●	○
	U960	ST9	Onyx Grey	●	○
	U961	ST2	Graphite Grey	●	○
	U961	ST27	Graphite Grey	●	○
	U961	ST30	Graphite Grey	●	○
	U961	HG	Graphite Grey		
	U961	PG/ST2*	Graphite Grey		●
	U961	PM/ST2*	Graphite Grey		●
	U999	ST2	Black	●	○
	U999	ST30	Black	●	○
	U999	ST38	Black	●	○
	U999	HG	Black		
	U999	PG/ST2*	Black		●
	U999	PM/ST2*	Black		●

Woodgrains

	H1122	ST22	Whitewood	●	○
	H1123	ST22	Graphitewood	●	○
	H1137	ST12	Black-Brown Sorano Oak	●	○
	H1145	ST10	Natural Bardolino Oak	●	○
	H1146	ST10	Grey Bardolino Oak	●	○
	H1158	ST10	Truffle Bardolino Oak	●	○
	H1176	ST37	White Halifax Oak	●	○
	H1180	ST37	Natural Halifax Oak	●	○
	H1181	ST37	Tobacco Halifax Oak	●	○
	H1250	ST36	Navarra Ash	●	○
	H1277	ST9	Light Lakeland Acacia	●	○
	H1298	ST22	Sand Lyon Ash	●	○
	H1319	ST12	Light Calais Oak	●	○
	H1334	ST9	Light Sorano Oak	●	○
	H1342	ST12	Natural Helena Oak	●	○
	H1372	ST22	Natural Aragon Oak	●	○
	H1377	ST36	Sand Orleans Oak	●	○
	H1379	ST36	Brown Orleans Oak	●	○
	H1381	ST12	Winchester Oak	●	○
	H1387	ST10	Graphite Denver Oak	●	○
	H1399	ST10	Truffle Brown Denver Oak	●	○
	H1401	ST22	Cascina Pine	●	○
	H1474	ST22	White Avola	●	○
	H1476	ST22	Champagne Avola	●	○

Edging (→ page 20-21)

As well as the edging dimensions shown we can also cut the specific width you require. We also have 'Accent edging' now available.

Laminate (→ page 24-25)

Standard size: 3050 x 1310 x 0.8 mm






XL format: 2790 x 2060 x 0.8 mm

Coloured Core: 2800 x 1310 x 0.8 mm

Eurolight Lightweight Panels (→ page 22-23)

2800 x 2070 mm sheet size

Thickness: 38, 50 mm

<div>MDF</div>				<div>Edging</div>				<div></div>	<div>Laminate</div>				<div></div>				
2800 x 2070 x 15 mm	2800 x 2070 x 18, 25 mm	2650 x 2070 x 18 mm	MB	22 x 0.4 mm (300lm)	22 x 0.8 mm (150lm)	23 x 0.8 mm (75lm)	23 x 1.0 mm (75lm)	23 x 2.0 mm (75lm)	43 x 2.0 mm (25lm)	54 x 2.0 mm (25lm)	PMMA - 23 x 1.3 mm (75lm)	Standard	Door Size 2150 x 950 mm	Door Size 2150 x 1020 mm	XL Laminate	Coloured Core	Eurolight
				22 x 0.4 mm (300lm)	22 x 0.8 mm (150lm)	23 x 0.8 mm (75lm)	23 x 1.0 mm (75lm)	23 x 2.0 mm (75lm)	43 x 2.0 mm (25lm)	54 x 2.0 mm (25lm)	PMMA - 23 x 1.3 mm (75lm)	Standard	Door Size 2150 x 950 mm	Door Size 2150 x 1020 mm	XL Laminate	Coloured Core	Eurolight
					</												

Availability Guide

MFC and matching materials

Eurodekor Melamine Faced Board (MFC)

2800 x 2070 mm sheet size

Standard: 18 mm thickness

Other thicknesses: 8, 12, 15, 16, 22, 25, 28, 30, 38 mm

MR MFC: Moisture resistant board 15, 16 & 18 mm thickness

PerfectSense Lacquered Board (→ page 16-19)

2800 x 2070 x 19 mm sheet size

MDF

We offer Melamine faced MDF in both standard grade and MB (Membrane) grade.

MB is supplied with a decorative finish to one side only.

Edging (→ page 20-21)

As well as the edging dimensions shown we can also cut the specific width you require.

We also have 'Accent edging' now available.

Laminate (→ page 24-25)

Standard size: 3050 x 1310 x 0.8 mm





















XL format: 2790 x 2060 x 0.8 mm

Coloured Core: 2800 x 1310 x 0.8 mm

Eurolight Lightweight Panels (→ page 22-23)

2800 x 2070 mm sheet size

Thickness: 38, 50 mm

View	Decor code	Texture	Decor name	 MFC			
<div><div></div> In stock</div> <div><div></div> Available with a delivery time</div> <div><div>*</div> When 2 textures are indicated it denotes the texture on the top and bottom of the board</div>				18 mm thickness	Other thicknesses	MR MFC	PerfectSense Lacquered Boards
	H1477	ST22	Green Grey Avola	<div><div></div></div>	<div><div></div></div>	<div><div></div></div>	
	H1478	ST22	Truffle Brown Avola	<div><div></div></div>	<div><div></div></div>	<div><div></div></div>	
	H1484	ST22	Brown Grey Avola	<div><div></div></div>	<div><div></div></div>	<div><div></div></div>	
	H1486	ST36	Pasadena Pine	<div><div></div></div>	<div><div></div></div>	<div><div></div></div>	
	H1511	ST15	Bavarian Beech	<div><div></div></div>	<div><div></div></div>	<div><div></div></div>	
	H1521	ST15	Maple	<div><div></div></div>	<div><div></div></div>	<div><div></div></div>	
	H1582	ST15	Ellmau Beech	<div><div></div></div>	<div><div></div></div>	<div><div></div></div>	
	H1615	ST9	Verona Cherry	<div><div></div></div>	<div><div></div></div>	<div><div></div></div>	
	H1713	ST9	Grey-Brown Toronto Walnut	<div><div></div></div>	<div><div></div></div>	<div><div></div></div>	
	H1725	ST10	Sand-Beige Provencial Elm	<div><div></div></div>	<div><div></div></div>	<div><div></div></div>	
	H1733	ST9	Mainau Birch	<div><div></div></div>	<div><div></div></div>	<div><div></div></div>	
	H1793	ST27	Lava Savona	<div><div></div></div>	<div><div></div></div>	<div><div></div></div>	
	H1793	ST27/ST15*	Lava Savona	<div><div></div></div>	<div><div></div></div>	<div><div></div></div>	
	H1796	ST27	Natural Savona	<div><div></div></div>	<div><div></div></div>	<div><div></div></div>	
	H1796	ST27/ST15*	Natural Savona	<div><div></div></div>	<div><div></div></div>	<div><div></div></div>	
	H1869	ST9	Natural Canadian Maple	<div><div></div></div>	<div><div></div></div>	<div><div></div></div>	
	H3012	ST22	Coco Bolo	<div><div></div></div>	<div><div></div></div>	<div><div></div></div>	
	H3025	ST30	Macassar	<div><div></div></div>			
	H3025	PG/ST2*	Macassar				<div><div></div></div>
	H3031	ST9	Dark Iberian Olive	<div><div></div></div>	<div><div></div></div>	<div><div></div></div>	
	H3048	ST10	Antique Brown Borneo	<div><div></div></div>	<div><div></div></div>	<div><div></div></div>	
	H3058	ST22	Mali Wenge	<div><div></div></div>	<div><div></div></div>	<div><div></div></div>	
	H3078	ST22	White Havana Pine	<div><div></div></div>	<div><div></div></div>	<div><div></div></div>	
	H3081	ST22	Black Havana Pine	<div><div></div></div>	<div><div></div></div>	<div><div></div></div>	
	H3082	ST22	Amazonas	<div><div></div></div>	<div><div></div></div>	<div><div></div></div>	
	H3090	ST22	Shorewood	<div><div></div></div>	<div><div></div></div>	<div><div></div></div>	
	H3131	ST12	Natural Davos Oak	<div><div></div></div>	<div><div></div></div>	<div><div></div></div>	
	H3133	ST12	Truffle Brown Davos Oak	<div><div></div></div>	<div><div></div></div>	<div><div></div></div>	
	H3155	ST10	Tobacco Charleston Oak	<div><div></div></div>	<div><div></div></div>	<div><div></div></div>	
	H3170	ST12	Natural Kendal Oak	<div><div></div></div>	<div><div></div></div>	<div><div></div></div>	
	H3171	ST12	Oiled Kendal Oak	<div><div></div></div>	<div><div></div></div>	<div><div></div></div>	
	H3303	ST10	Natural Hamilton Oak	<div><div></div></div>	<div><div></div></div>	<div><div></div></div>	
	H3309	ST28	Sand Gladstone Oak	<div><div></div></div>	<div><div></div></div>	<div><div></div></div>	
	H3309	ST28/ST15*	Sand Gladstone Oak	<div><div></div></div>	<div><div></div></div>	<div><div></div></div>	
	H3325	ST28	Tobacco Gladstone Oak	<div><div></div></div>	<div><div></div></div>	<div><div></div></div>	
	H3325	ST28/ST15*	Tobacco Gladstone Oak	<div><div></div></div>	<div><div></div></div>	<div><div></div></div>	
	H3326	ST28	Grey-Beige Gladstone Oak	<div><div></div></div>	<div><div></div></div>	<div><div></div></div>	
	H3326	ST28/ST15*	Grey-Beige Gladstone Oak	<div><div></div></div>	<div><div></div></div>	<div><div></div></div>	
	H3331	ST10	Natural Nebraska Oak	<div><div></div></div>	<div><div></div></div>	<div><div></div></div>	
	H3332	ST10	Grey Nebraska Oak	<div><div></div></div>	<div><div></div></div>	<div><div></div></div>	

[illegible]

Availability Guide

MFC and matching materials

Eurodekor Melamine Faced Board (MFC)

2800 x 2070 mm sheet size

Standard: 18 mm thickness

Other thicknesses: 8, 12, 15, 16, 22, 25, 28, 30, 38 mm

MR MFC: Moisture resistant board 15, 16 & 18 mm thickness

PerfectSense Lacquered Board (→ page 16-19)

2800 x 2070 x 19 mm sheet size

MDF

We offer Melamine faced MDF in both standard grade and MB (Membrane) grade.

MB is supplied with a decorative finish to one side only.

Edging (→ page 20-21)

As well as the edging dimensions shown we can also cut the specific width you require.

We also have 'Accent edging' now available.

Laminate (→ page 24-25)

Standard size: 3050 x 1310 x 0.8 mm

















































































XL format: 2790 x 2060 x 0.8 mm

Coloured Core: 2800 x 1310 x 0.8 mm

Eurolight Lightweight Panels (→ page 22-23)
















2800 x 2070 mm sheet size





















































































Thickness: 38, 50 mm

View	Decor code	Texture	Decor name	 MFC	
<p> In stock</p> <p> Available with a delivery time</p> <p>* When 2 textures are indicated it denotes the texture on the top and bottom of the board</p> <p> Only for vertical application (Pearlescent Decor)</p>				18 mm thickness	Other thicknesses
				MR MFC	PerfectSense Lacquered Boards
	H3335	ST28	White Gladstone Oak		
	H3335	ST28/ST15*	White Gladstone Oak		
	H3342	ST28	Sepia Gladstone Oak		
	H3342	ST28/ST15*	Sepia Gladstone Oak		
	H3344	ST36	Natural Finline Oak		
	H3368	ST9	Natural Lancaster Oak		
	H3382	ST9	Light Winchester Oak		
	H3403	ST38	White Mountain Larch		
	H3406	ST38	Anthracite Mountain Larch		
	H3420	ST36	Thermo Pine		
	H3450	ST36	White Fleetwood		
	H3451	ST36	Champagne Fleetwood		
	H3452	ST36	Graphite-Grey Fleetwood		
	H3700	ST10	Natural Pacific Walnut		
	H3702	ST10	Tobacco Pacific Walnut		
	H3703	ST15	Natural Aida Walnut		
	H3704	ST15	Tobacco Aida Walnut		
	H3710	ST9	Natural Carini Walnut		
	H3730	ST10	Natural Hickory		
	H3734	ST9	Natural Dijon Walnut		
	H3760	ST29	White Cape Elm		
	H3766	ST29	Dark Brown Cape Elm		
	H3840	ST9	Natural Mandal Maple		
	H3911	ST9	Natural Tauern Beech		
	H3991	ST10	Natural Country Beech		

Materials

	F283	ST22	Boston Concrete		
	F311	ST87	Ceramic Anthracite		
	F425	ST10	Beige Linen		
	F426	ST10	Grey Linen		
	F447	ST2	Lava Grey Metallic		
	F477	ST9	Blue-Grey Metallic		
	F488	ST2	Quartz Cubanit		
	F501	ST2	Brushed Aluminium		
	F509	ST2	Aluminium		

 MDF		 Edging								 Laminate	
		MB									
2800 x 2070 x 15 mm											
2800 x 2070 x 18, 25 mm											
2650 x 2070 x 18 mm											
2800 x 2070 x 18 mm											
2650 x 2070 x 18 mm											
22 x 0.4 mm (300lm)											
22 x 0.8 mm (150lm)											
23 x 0.8 mm (75lm)											
23 x 1.0 mm (75lm)											
23 x 2.0 mm (75lm)											
43 x 2.0 mm (25lm)											
54 x 2.0 mm (25lm)											
PMMA - 23 x 1.3 mm (75lm)											
Standard											
Door Size 2150 x 950 mm											
Door Size 2150 x 1020 mm											
XL Laminate											
Coloured Core											
Eurolight											

PerfectSense Lacquered Boards



PerfectSense Matt





PerfectSense Gloss

PerfectSense Matt & Gloss Lacquered Boards

PerfectSense is a new range of premium high-gloss and matt lacquered MDF boards. The high quality EGGER MDF boards combined with this new range of premium lacquered surfaces make PerfectSense the ideal option for premium furniture and interior design projects.

Thanks to the innovative new coating process, based on UV lacquered technology, the PerfectSense Matt decors have an anti-fingerprint surface protection whilst the PerfectSense Gloss surface has a highly reflective, glass-like finish.



- 1 MDF core board
- 2 PerfectSense Matt or Gloss finish

The EGGER MDF core of PerfectSense helps to create the smooth high-end finish, both in the matt and the gloss decors. The inert UV technology used to create the surface of the PerfectSense board means that they are scratch and heat resistant and have a durability designed to last.

The PerfectSense Matt or Gloss finish is featured on the top of the board, on the reverse is a matching colour with a ST2 texture.

The standard board size is 2800 x 2070 mm with a thickness of 19 mm.

All PerfectSense Matt and Gloss decors have a matching edging offer. A coordinated ABS edge in 23 x 1.0 mm is available, alternatively a coordinated PMMA edging in 23 x 1.3 mm is also stocked.

All PerfectSense boards are supplied with a protective film to protect the finish during fabrication and handling.

The processing of PerfectSense boards differ from melamine faced boards. Please see www.egger.com/perfectsense for processing details.



Technical data sheet and processing advice can be downloaded from www.egger.com/perfectsense




PerfectSense Matt (PM)

The surface has a very low sheen, a matt finish with anti-fingerprint functionality and is available in an on trend muted colour palette.

Technical details

- Velvety touch and low sheen
- Anti-fingerprint properties
- Also available as laminate

Decor range



PerfectSense Gloss (PG)

This surface is characterised by an ultra-gloss finish, distinguishing it from other classic gloss surfaces.

Technical details

- The reflection levels (mirror effect) until now have only been achieved with glass or acrylic.
- No image distortion or orange peel effect.

Decor range



View	Decor Code	Texture	Decor name				
<div> <div></div> In stock <div></div> Available with a delivery time </div>				PerfectSense 2800 x 2070 x 19 mm	Laminate 3050 x 1310 x 0.8 mm	ABS Edging 23 x 1.0 mm (75lm)	PMMA 23 x 1.3 mm (75lm)
Matt							
	W1000	PM	Premium White				
	W1100	PM	Alpine White				
	U104	PM	Alabaster White				
	U222	PM	Crema Beige				
	U702	PM	Cashmere Grey				
	U708	PM	Light Grey				
	U727	PM	Stone Grey				
	U732	PM	Dust Grey				
	U961	PM	Graphite Grey				
	U999	PM	Black				
Gloss							
	W1000	PG	Premium White				
	W1100	PG	Alpine White				
	U104	PG	Alabaster White				
	U222	PG	Crema Beige				
	U323	PG	Chilli Red				
	U702	PG	Cashmere Grey				
	U708	PG	Light Grey				
	U727	PG	Stone Grey				
	U732	PG	Dust Grey				
	U763	PG	Pearl Grey				
	U961	PG	Graphite Grey				
	U999	PG	Black				
	H3025	PG	Macassar				

Matching products

PerfectSense Laminate

A matching PerfectSense Laminate is available for the 9 of the matt colours - only Alabaster White is excluded. The velvet matt finish also has the same anti-fingerprint technology as the PerfectSense Matt boards.

Laminate HG

The PerfectSense Gloss boards have a coordinating laminate in 9 of the decors. Due to a different manufacturing process the Laminate HG finish may vary in gloss level and colour tone from PerfectSense Gloss boards.

For areas such as carcassing, there is a coordinating MFC ST30 board for all PerfectSense Gloss colours. Available in a 2800 x 2070 mm sheet size with matching edging.

With EGGER's VDS solutions, you can visualise how your decor ideas will look in various room layouts! www.egger.com/vds



To achieve a perfect finish, each MFC/ MFMDf is also available in ABS edging, in the same decor and texture.

ABS Edging

ABS (Acrylonitrile-Butadiene-Styrene) is a chlorine-free thermoplastic edge that has a positive ecological balance. It is available in a variety of widths and thicknesses specifically manufactured to achieve the best match with coordinated products.

The quality of EGGER Edging is characterised by

- The solid colour featured in the core of the edging tape which matches the colour tone of the surface
- Its extra durability due to a protective lacquer on all decors.

Express delivery

- Individual rolls of edging can be provided by express delivery upon request.

Cut to width service

EGGER hold matching edging for all boards which are available from stock. As an additional service, widths which are not standard can also be ordered for all decors, offered in 0.8 or 2 mm thickness. Those special widths will be cut from a 75lm mini jumbo roll. The 100 mm wide roll can be cut to your required width - from widths of 12 mm.

Visit www.egger.com for more information on the cut to width service and to use the edging configurator. The configurator can be used to calculate the dimensions of cut to width edging available from one to four mini jumbo rolls.

PMMA Edging

PMMA Edges, which match the EGGER PerfectSense decors, have a unique finish with an intensive colour and allow you to produce high-quality furniture finishes. All PerfectSense Matt and Gloss decors are available as PMMA edging in 23 × 1.3 mm. For availability (→ page 6-15).

Seamless Edging

If an invisible glue line is crucial for you, special edging applied by Hot Air technology is available on request.

Accent Edging

Create eye-catching designs with the Accent Edging from the EGGER Decorative Collection. Changing the finer details for little cost or time can create a big impact.

Availability Accent Edging

23 × 1.3 mm (75 lm) - from stock

43 × 1.3 mm (25 lm)

54 × 1.3 mm (25 lm)



Eurodekor U960 ST9 with U8981 edge

Three Layer



H8956 ST10 Three Layer White-Grey



H8957 ST10 Three Layer Nature



H8958 ST10 Three Layer Anthracite

Contrast - A white core creates a framing effect, see image above.



U8980 ST9 Contrast Cosmos Grey-White



U8981 ST9 Contrast Onyx Grey-White



U8982 ST9 Contrast Lava Grey-White

Multiplex / Linea



H8955 SM Multiplex Black



F8980 LI Linea Black

Doppia



H8959 AC Doppia Black-Nature



H8960 AC Doppia White-Nature



H8961 AC Doppia Onyx Grey-Nature



F8981 AC Doppia Black-Copper



F8982 AC Doppia Black-Gold

Eurolight Lightweight Boards




Combining design, lightness and strength, Eurolight Lightweight Boards are easy to process and install. The recycled honeycomb cardboard core makes these boards particularly sustainable. Available in a 38 or 50 mm thickness the Eurolight Lightweight Boards save fabrication time normally required to bond 2 boards together to achieve the same chunky look.

Eurolight boards are now more widely and more easily available.

Eurolight Lightweight Boards can be used in combination with the range of EGGER matching products - laminate, MFC and edging.

- 1 Decor
- 2 MFC 8 mm surface layer
- 3 Cardboard honeycomb core
- 4 MFC 8 mm surface layer



Eurolight Lightweight Boards consist of two 8 mm thick surface layers and a cardboard honeycomb core. They can be machined using standard tools and hardware. Due to the optimised thickness of the boards surface layers, the edges can be edged without inserting a frame.

Areas of application

Interior design and furniture, tables, doors, partitions and shelving.

Eurolight can open up new opportunities for your projects

- High value, chunky furniture
- Integration of electronic and electrical items into the furniture
- Invisible integration of cables



See more ideas and tips on
www.egger.com/eurolight

3 different finishes for various applications



Eurolight Raw

With raw surface layers, perfect for applications which require a laminate or veneered surface.

Board size: 2800 × 2070 mm × 38 or 50 mm.



Eurolight Painting Grade

Suitable for applications where the board will be lacquered (varnish, acrylic, DD, PUR, etc.)

Board size: 2800 × 2070 mm × 38 or 50 mm



Eurolight Decor

Melamine faced surface layers are a ready-to-use decorative solution. Matching edging is available in 43 × 2 mm and 54 × 2 mm.

Board size: 2800 × 2070 mm × 38 or 50 mm

For availability (→ page 6-15).



Technical data sheets and processing advice can be downloaded from
www.egger.com/downloads



A video showing the processing of Eurolight boards is available on
www.egger.com/video-eurolight-instructions

Laminates



Many of the MFC decors in the range have matching laminate available. Ideal for coordinating with MFC and for creating curved elements.

- 1 Overlay
- 2 Decor paper
- 3 Kraft paper
- 4 Balancer paper



Decorative laminate has a thermosetting resin base, consisting of several pressed paper layers, with a melamine resin-impregnated decor sheet on the surface and one or more papers impregnated with phenolic resin in the core (EN438-3). The laminate sheets must be bonded onto a substrate (normally particle board or MDF).

Areas of application

Furniture frontals, end panels, doors, worktops, island units and desktops.

Laminate quality	Format	Material features
Standard Laminate	3050 × 1310 × 0.8 mm	HGP* classification (EN438-3) Postformable
	Door format: 2150 × 950 × 0.8 mm 2150 × 1020 × 0.8 mm	MED* certificate (naval industry)
Laminate XL - Synchronised pore texture (ST28 ST29 ST33 ST37 ST38)	2790 × 2060 × 0.8 mm	HGS* classification (EN438-3) Non-postformable
PerfectSense Laminate	3050 × 1310 × 0.8 mm	HGP* classification (in reference to EN438-3)
Laminates with a HG texture	3050 × 1310 × 0.8 mm	HGS* classification (EN438-3)
		Delivered with protective foil Non-postformable
Decors with pearlescent inks	3050 × 1310 × 0.8 mm	ATP* classification (EN438-8) Vertical use only due to their lower resistance to scratching and abrasion

* Laminates Glossary

- HGP (EN438-3) Horizontal Grade (H), General Purpose (G), Postformable (P) laminate.
- HGS (EN438-3) Horizontal Grade (H), General Purpose (G), Standard Grade (S).
- MED Marine (M) Equipment (E) Directive (D).
- ATP (EN438-8) Pearlescent (A), Thin < 2 mm (T), Postformable (P) laminate.




The majority of decors in the collection can also be coordinated: See availability (→ page 6-15)

Coloured Core Laminate



- 1 Decor paper
- 2 Coloured kraft paper
- 3 Balancer paper



Decor range

W1001 HG Solid Premium White	W1001 ST9 Solid Premium White	W1101 ST9 Solid Alpine White	U7021 ST9 Solid Cashmere Grey	U7081 ST9 Solid Light Grey
U7881 ST9 Solid Arctic Grey	U9601 ST9 Solid Onyx Grey	U9631 ST9 Solid Diamond Grey	U9991 ST9 Solid Black	

Coloured Core Laminate uses the same colour surface paper as the core running through the sheet.

The continuity of colour all the way through the laminate means that joins at a 45 degree angle now hide any join or glue lines, taking the potential for laminate to a new level.



With Coloured Core Laminate



Without Coloured Core Laminate

- Coloured Core Laminate is available in a sheet size of 3050 x 1310 mm in a 0.8 mm thickness.
- The 9 Coloured Core Laminates are non-postformable.

The choice of worktop is increasingly the starting point of a kitchen scheme. With the increasing popularity of open plan living and island units, the worktop has grabbed centre stage.

How it then combines with the other furniture such as doors, end panels, shelving and flooring is crucial.

Our worktops have been developed to coordinate with the latest colour tones in kitchen design. We are uniquely positioned to do this because we produce the worktop as well as the materials that are used in other areas of the kitchen, such as doors and end panels, giving you the resources to achieve a coordinated look.

A ready-to-use solution for kitchens, bathrooms, offices, workbenches and counters.

To see the range go to: www.egger.com/worktops



H3452 ST36 Graphite Fleetwood in combination with worktop F312 ST87 Ceramic Chalk



H3309 ST28 Sand Gladstone Oak in combination with F311 ST87 Ceramic Anthracite

Product Advantages



Easy to maintain



Moisture-repellent surface



Hygienic



Excellent resistance against abrasion



Matching edging included



Durable and impact resistant

Unlike solid wood worktops, EGGER worktops don't require ongoing and regular maintenance such as oiling or sanding. They are also significantly less likely to fade in sunlight.

Accessories

Our splashbacks and upstands can create the finishing touch to the overall design of your kitchen. Whether it's matching or contrasting, we have something for you.



F283 ST22 Boston Concrete



F312 ST87 Ceramic Chalk

Worktop Visualiser

To see any of the EGGER worktop finishes in-situ please use the worktop visualiser at www.egger.com/worktops-visualiser.

Check how certain combinations of worktops, splashbacks and upstands work with doors, shelving and drawer fronts.

























For additional information on the worktop offering from EGGER please refer to our website or order the worktop brochures at www.egger.com/shop



Technical data sheets and processing advice can be downloaded from www.egger.com/downloads



























Decor Overview

White Colours

































	
GFE SM Painting Grade	W1200 ST9 Alpine White
	
GFE ST27 Painting Grade	W1200 ST27 Alpine White
	
W980 SM Platinum White	W1300 ST9 Glacier White
	
W980 ST2 Platinum White	U104 ST9 Alabaster White
	
W980 ST27 Platinum White	U104 ST27 Alabaster White
	
W1000 ST9 Premium White	U104 ST30 Alabaster White
	
W1000 ST30 Premium White	U104 PG/ST2 Alabaster White
	
W1000 ST38 Premium White	U104 PM/ST2 Alabaster White
	
W1000 PG/ST2 Premium White	
	
W1000 PM/ST2 Premium White	
	
W1100 ST9 Alpine White	
	
W1100 ST30 Alpine White	
	
W1100 PG/ST2 Alpine White	
	
W1100 PM/ST2 Alpine White	


















Uni Colours















	
U100 ST9 Mussel	U636 ST9 Fjord Green
	
U100 ST27 Mussel	U636 ST27 Fjord Green
	
U108 ST9 Vanilla Yellow	U702 ST9 Cashmere Grey
	
U156 ST9 Sand Beige	U702 ST27 Cashmere Grey
	
U201 ST9 Pebble Grey	U702 ST30 Cashmere Grey
	
U201 ST27 Pebble Grey	U702 PG/ST2 Cashmere Grey
	
U215 ST9 Magnolia	U702 PM/ST2 Cashmere Grey
	
U222 ST9 Crema Beige	U708 ST9 Light Grey
	
U222 ST30 Crema Beige	U708 ST27 Light Grey
	
U222 PG/ST2 Crema Beige	U708 ST30 Light Grey
	
U222 PM/ST2 Crema Beige	U708 PG/ST2 Light Grey
	
U323 ST30 Chilli Red	U708 PM/ST2 Light Grey
	
U323 PG/ST2 Chilli Red	U717 ST9 Dakar Grey
	
U507 ST9 Smoke Blue	U717 ST27 Dakar Grey
	
U540 ST9 Denim Blue	U727 ST9 Stone Grey
	
U599 ST9 Indigo Blue	U727 ST27 Stone Grey

	
U727 ST30 Stone Grey	U961 ST27 Graphite Grey
	
U727 PG/ST2 Stone Grey	U961 ST30 Graphite Grey
	
U727 PM/ST2 Stone Grey	U961 PG/ST2 Graphite Grey
	
U732 ST9 Dust Grey	U961 PM/ST2 Graphite Grey
	
U732 ST30 Dust Grey	U999 ST2 Black
	
U732 PG/ST2 Dust Grey	U999 ST30 Black
	
U732 PM/ST2 Dust Grey	U999 ST38 Black
	
U741 ST9 Lava Grey	U999 PG/ST2 Black
	
U763 ST9 Pearl Grey	U999 PM/ST2 Black
	
U763 ST30 Pearl Grey	
	
U763 PG/ST2 Pearl Grey	
	
U765 ST9 Silver Grey	
	
U775 ST9 White Grey	
	
U795 ST9 Brown Grey	
	
U899 ST9 Cosmos Grey	
	
U960 ST9 Onyx Grey	
	
U961 ST9 Graphite Grey	










Woodgrains

	
H1122 ST22 Whitewood	H1379 ST36 Brown Orleans Oak
	
H1123 ST22 Graphitewood	H1381 ST12 Winchester Oak
	
H1137 ST12 Black-Brown Sorano Oak	H1387 ST10 Graphite Denver Oak
	
H1145 ST10 Natural Bardolino Oak	H1399 ST10 Truffle Brown Denver Oak
	
H1146 ST10 Grey Bardolino Oak	H1401 ST22 Cascina Pine
	
H1158 ST10 Truffle Bardolino Oak	H1474 ST22 White Avola
	
H1176 ST37 White Halifax Oak	H1476 ST22 Champagne Avola
	
H1180 ST37 Natural Halifax Oak	H1477 ST22 Green-Grey Avola
	
H1181 ST37 Tobacco Halifax Oak	H1478 ST22 Truffle Brown Avola
	
H1250 ST36 Navarra Ash	H1484 ST22 Brown-Grey Avola
	
H1277 ST9 Light Lakeland Acacia	H1486 ST36 Pasadena Pine
	
H1298 ST22 Sand Lyon Ash	H1511 ST15 Bavarian Beech
	
H1319 ST12 Light Calais Oak	H1521 ST15 Maple
	
H1334 ST9 Light Sorano Oak	H1582 ST15 Ellmau Beech
	
H1342 ST12 Natural Helena Oak	H1615 ST9 Verona Cherry
	
H1372 ST22 Natural Aragon Oak	H1713 ST9 Grey-Brown Toronto Walnut
	
H1377 ST36 Sand Orleans Oak	H1725 ST10 Sand-Beige Provencial Elm

	
H1733 ST9 Mainau Birch	H3170 ST12 Natural Kendal Oak
	
H1793 ST27 Lava Savona	H3171 ST12 Oiled Kendal Oak
	
H1796 ST27 Natural Savona	H3303 ST10 Natural Hamilton Oak
	
H1869 ST9 Natural Canadian Maple	H3309 ST28 Sand Gladstone Oak
	
H3012 ST22 Coco Bolo	H3325 ST28 Tobacco Gladstone Oak
	
H3025 ST30 Macassar	H3326 ST28 Grey-Beige Gladstone Oak
	
H3025 PG/ST2 Macassar	H3331 ST10 Natural Nebraska Oak
 <div></div>	
H3031 ST9 Dark Iberian Olive	H3332 ST10 Grey Nebraska Oak
 <div></div>	
H3048 ST10 Antique Brown Borneo	H3335 ST28 White Gladstone Oak
 <div></div>	
H3058 ST22 Mali Wenge	H3342 ST28 Sepia Gladstone Oak
 <div></div>	
H3078 ST22 White Havana Pine	H3344 ST36 Natural Finline Oak
 <div></div>	
H3081 ST22 Black Havana Pine	H3368 ST9 Natural Lancaster Oak
 <div></div>	
H3082 ST22 Amazonas	H3382 ST9 Light Winchester Oak
 <div></div>	
H3090 ST22 Shorewood	H3403 ST38 White Mountain Larch
 <div></div>	
H3131 ST12 Natural Davos Oak	H3406 ST38 Anthracite Mountain Larch
 <div></div>	
H3133 ST12 Truffle Brown Davos Oak	H3420 ST36 Thermo Pine
 <div></div>	
H3155 ST10 Tobacco Charleston Oak	H3450 ST36 White Fleetwood

	
H3451 ST36 Champagne Fleetwood	H3730 ST10 Natural Hickory
	
H3452 ST36 Graphite-Grey Fleetwood	H3734 ST9 Natural Dijon Walnut
	
H3700 ST10 Natural Pacific Walnut	H3760 ST29 White Cape Elm
	
H3702 ST10 Tobacco Pacific Walnut	H3766 ST29 Dark Brown Cape Elm
	
H3703 ST15 Natural Aida Walnut	H3840 ST9 Natural Mandal Maple
	
H3704 ST15 Tobacco Aida Walnut	H3911 ST9 Natural Tauern Beech
	
H3710 ST9 Natural Carini Walnut	H3991 ST10 Natural Country Beech

Materials

	
F283 ST22 Boston Concrete	F488 ST2 Quartz Cubanit i
	
F311 ST87 Ceramic Anthracite	F501 ST2 Brushed Aluminium i
	
F425 ST10 Beige Linen	F509 ST2 Aluminium
	
F426 ST10 Grey Linen	
	
F447 ST2 Lava Grey Metallic i	
	
F477 ST9 Blue-Grey Metallic i	

Colour match uni colours

Whatever colour system you prefer we provide a list of RAL, Pantone and NCS references to our uni colours. RAL/NCS/Pantone matches stated below are the closest available to our decors.

Decor	Decor name	NCS	RAL	Pantone
W980	Platinum White	S0502-G50Y	9016	-
W1000	Premium White	S0500-N	9003	-
W1100	Alpine White	S0500-N	9003	-
W1200	Porcelain White	S1002-G50Y	9016	-
W1300	Glacier White	S0505-R60B	-	-
U100	Mussel	S2005-Y20R	-	-
U104	Alabaster White	S0505-Y10R	1013	-
U108	Vanilla Yellow	S1005-Y20R	1015	-
U156	Sand Beige	S2005-Y40R	-	-
U201	Pebble Grey	S3005-Y20R	7044	402U
U215	Magnolia	S1010-Y30R	-	-
U222	Crema Beige	S0505-Y40R	-	-
U323	Chilli Red	S1580-R	3003	1805C
U507	Smoke Blue	S5020-R90B	5014	652U
U540	Denim Blue	S3010-R90B	-	651U
U599	Indigo Blue	S8505-R80B	5004	-
U636	Fjord Green	S4010-B50G	-	-
U702	Cashmere Grey	S2005-Y60R	-	406U
U708	Light Grey	S2000-N	7047	420C
U717	Dakar Grey	S3005-Y20R	7032	-
U727	Stone Grey	S4005-Y50R	-	407C
U732	Dust Grey	S5000-N	7037	423U
U741	Lava Grey	S7502-Y	-	Black U
U763	Pearl Grey	S2500-N	-	-
U765	Silver Grey	S3502-G	-	421U
U775	White Grey	S1002-Y	-	-
U795	Brown Grey	S6005-Y20R	7006	-
U899	Cosmos Grey	S8500-N	-	Black 3U 2X
U960	Onyx Grey	S6500-N	7012	-
U961	Graphite Grey	S8000-N	7016	433U
U999	Black	S9000-N	9005	3C2X
F509	Aluminium	-	9006	-

VDS

With EGGER's VDS you can visualise how your decor ideas will look in various room layouts.

www.egger.com/vds

Services

We don't just offer you high product quality and the latest trend orientated decors – but also a wide range of helpful services.



Visualisation

See the latest laminate designs in-situ now. A range of visualisation tools are available from EGGER to bring decor designs to life.

EGGER Virtual Design Studio (VDS)

Using the EGGER Virtual Design Studio (VDS) software you can view any of our decors in a room set. Choose matching furniture and doors or try out complementary coordinating decors throughout a room design.

Available free as part of the new EGGER App or online at www.egger.com/vds.

EGGER Decor Scans

All of the EGGER decors are available as decor scans to download into your own CAD systems and design software.

See www.egger.com/myegger or contact productsupport@egger.com.



EGGER App

For convenient offline access to all of our decors as well as room visualisation software and an 'Inspiration' section, download the new App via the App Store or Google Play Store.

Need a sample?

For free samples order online at www.egger.com/shop.

For any other queries contact our friendly product support hotline ☎ 0845 6068888.

www.egger.com

EGGER (UK) Limited

Anick Grange Road

Hexham, Northumberland

NE46 4JS

T 0845 6068888

From R.O.I please call **T** +44 1434 613304

F 01434 605103

productsupport@egger.com